

**VELUX®**

Skylights



# SUN TUNNEL™ skylights

Brighter natural light and  
the easiest installation available

New

# VELUX SUN TUNNEL™ skylights

## SUN TUNNEL decorative diffuser

Ceiling level decorative diffusers that transform daylight into a decorative style that compliments any décor. Available options in 10" and 14".



## Flexi Loc™ system

A tunnel connection system standard with every SUN TUNNEL, that reduces tunnel installation time in half. Highly reflective tunnels deliver the highest quality daylight into the space below.



## Fresnel diffuser (optional)

Ceiling level diffuser with a honeycomb pattern of prisms to maximize light diffusion.



## Pivoting tunnel system

The adjustable pitch adapter makes tunnel installation easier and enables more light to be captured. Standard on models TGF/TGR/TMF/TMR/TCR.

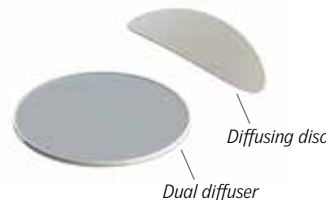


## Energy kit

Designed to increase the energy efficiency of the standard SUN TUNNEL and enables your SUN TUNNEL to be ENERGY STAR® qualified. Diffusing disc reduces solar heat gain and increases light diffusion. The thermal pane unit converts a dual diffuser system to a quad diffuser system.



Ceiling ring cross section of the quad diffuser system



Diffusing disc  
Dual diffuser

# VELUX SUN TUNNEL™ skylights

## How to choose your SUN TUNNEL skylight

There are many SUN TUNNEL skylight options available. Use this page or consult a professional to find the model that works best for your room.

20-year  
warranty on  
rigid silver  
tunnel.

### Flexible tunnels:

- Excellent for ease and speed of install.
- Easily bends around attic obstructions.
- Great for sunny areas.
- Helps diffuse the sunlight.

### Rigid tunnels:

- Brighter, whiter light.
- Excellent for long runs.
- Excellent for areas with less sunlight.
- Flexi Loc™ tunnel system, cuts tunnel installation time in half.



### Low profile metal flashing:

- Best for south, west and east facing roofs.
- Parallel to roof design blends to the roofline.



### Pitched metal flashing:

- Provides the most consistent light distribution throughout the day.
- Provides straighter tunnel run through many roof pitches.



### Low profile flat glass: (Available in 14" only)

- Low profile glass design creates sleek appearance.
- Perfect for developments where local ordinances do not allow acrylic domes on the roof.



### Curb metal flashing:

- One piece metal curb mounted flashing.
- 0 - 30 degree roof pitch.

*\*EO (Energy efficient models that feature a quad diffuser and meet ENERGY STAR® requirements)*

# Accessories

## SUN TUNNEL™ accessories

### VELUX SUN TUNNEL by Lovegrove (ZTB 014)



The light-controlling chandelier presents daylight in an elegant manner while increasing light dispersion. It is an accessory for the 14" SUN TUNNEL™ skylights that produces a beautiful light reflectance to the room while allowing the user to adjust the light by raising or lowering the chandelier.

### VELUX ZTL electric light kit (ZTL)



Tubular daylight fixture that uses an energy efficient compact fluorescent bulb especially designed for SUN TUNNELS. **Available for all models.**

### Tile flashing for 14" curb mounted SUN TUNNEL (ECW)



A pliable, pleated, and proven curb mounted tile flashing system for VELUX curb mount SUN TUNNELS, engineered flashing designed for tile roofing material.


### Daylight controller (ZTP) Power supply (KES 160)



Allows the user to control the amount of daylight that enters a room and perfect for rooms that require room darkening.

Power supply for SUN TUNNEL light control devices.

### ZTK Blackout shade



Manually block the light coming through the SUN TUNNEL in seconds with a manual blackout blind. **Available for the 10" and 14" SUN TUNNEL skylights.**

### Tile flashing for 10" and 14" pitched SUN TUNNEL (ZTM)



Tile flashing accessory for pitched TMR SUN TUNNEL a painted malleable aluminum water diverting sheet.

### Rigid tunnel (ZTR)



24" tunnel sections manufactured with the Flexi Loc™ tunnel connector system that reduces tunnel installation time in half and delivers the highest quality daylight into the space below.

### Elbows (ZTE)



A durable and easy to operate elbow that can be used at the top, bottom, or middle of your installation. Multiple elbows can be joined together with rotating couplers to form a 90° degree bend or any configuration needed to maneuver around obstacles.




### Diffuser options



### Energy kit (ZTC 0041US)



Designed to increase the energy efficiency of the SUN TUNNEL and enables your SUN TUNNEL to be ENERGY STAR® qualified.

-  Frosted diffuser (standard)
-  Prismatic diffuser (optional)
-  Fresnel diffuser (optional)

# Product details

Model	Size	Flashing
<b>Rigid silver tunnel</b>		
TMR 010	10"	Pitched
TMR 014	14"	Pitched
TGR 010	10"	Low profile
TGR 014	14"	Low profile
TLR 014	14"	Low profile
TCR 014	14"	Curb mounted
<b>Flexible tunnel</b>		
TMF 014	14"	Pitched
TGF 014	14"	Low profile
TGF 022	22"	Low profile

## Rigid silver units include:

- 4" pre-installed top collar
- (2) 12" elbows
- 24" extension

## Flexible units include:

- 8' of tunnel for 14" units
- 8' of tunnel for 22" units

*Note: Additional tunnel available as needed*

## Square footage recommendations:

- 10" Rigid (TGR/TMR) - up to 200 sq.ft.
- 14" Rigid (TGR/TMR/TLR/TCR) - 200 to 325 sq.ft.
- 14" Flex (TGF/TMF) - up to 150 sq.ft.
- 22" Flex (TGF) - 150 to 325 sq.ft.

*Note: These are all "rules of thumb". Sun angles, length of tunnel, roof orientation, tunnel straightness, room consideration may affect this number.*

## Maximum tunnel length recommendations:

- Rigid 10" is 20' and 14" is 20' (TGR/TMR/TLR/TCR)
- Flex 14" (TGF/TMF) is 8'
- Flex 22" (TGF) is 12'

*Note: Orientation of roof and straightness of tunnel are both important factors in this.*

## Other options:

- Impact models – for hurricane prone areas.



VELUX America Inc.

450 Old Brickyard Road • PO Box 5001 • Greenwood, SC 29648-5001

Tel 1-800-888-3589 • Fax 1-864-943-2631 • www.veluxusa.com